

# Monitoring Students Progress

At The Ridgeway we are determined that students know how they are doing and what they need to do to take the next step. One of our aims is that everyone should reach their potential or go beyond their expectations. This will motivate students to learn and set targets for the future alongside their teachers and parents/carers.

The Monitoring System consists of:

## **Brief Reports**

These reports are completed by all subject teachers who will grade students on their attainment, (based on National Curriculum levels for KS3 and GCSE grades for KS4), their effort and their behaviour. Copies of these reports are sent home to parents/carers with attendance reports and a summary of their behaviour log. These reports are published five times during the year. These reports are also available to tutor/mentors who can use them as a basis for discussion with their tutees.

## **Subject Teacher/Parent Evening**

Parents and subject teachers can meet to discuss students' progress to date and set targets for future attainment.

## **Learning Review Day**

These will take place once during the school year, in term 6. Students will be asked to study at home for the day. During that day an appointment will be made for tutor/mentors to meet parent/carers to discuss and or review progress and set targets for the future.



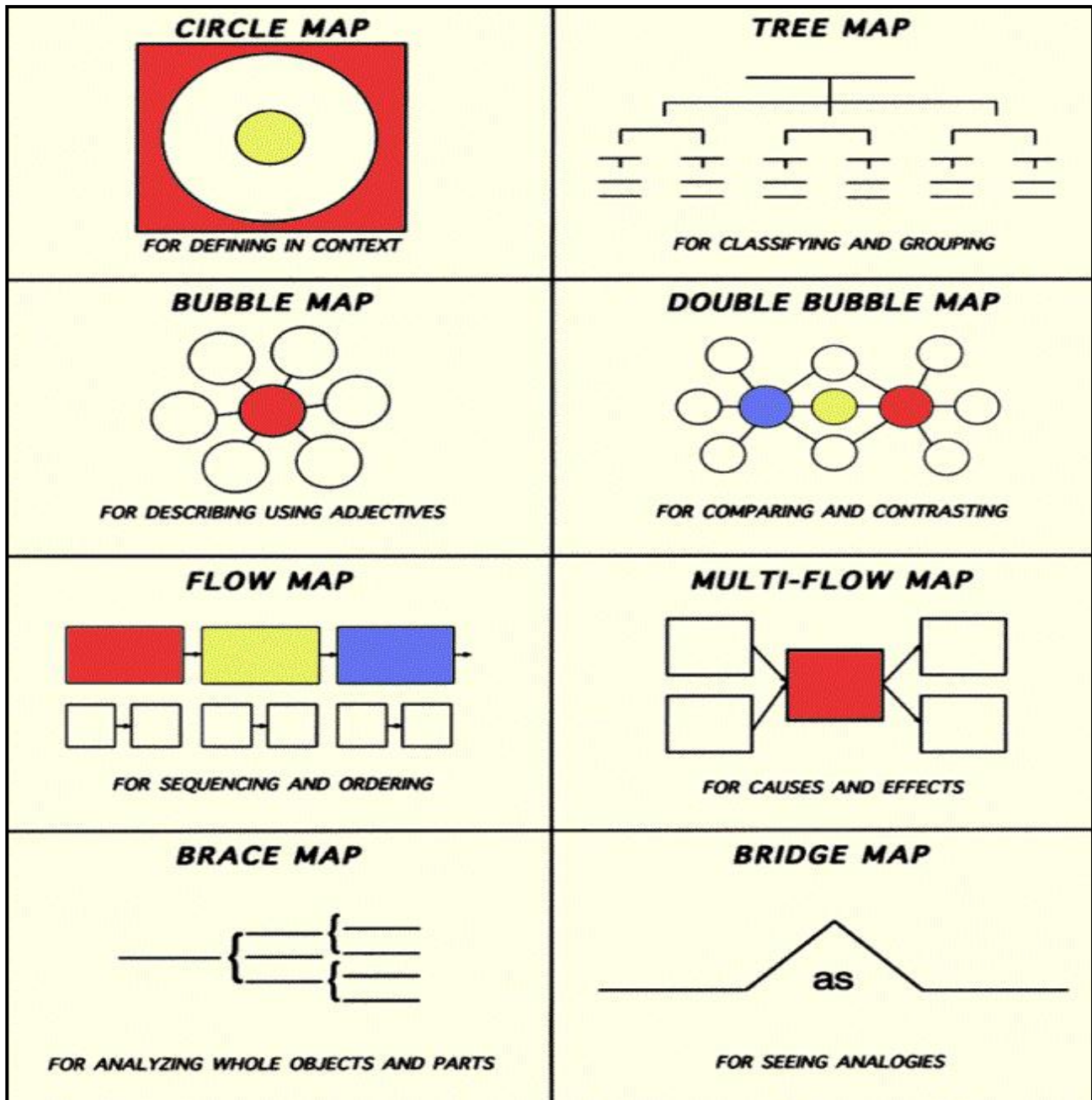








# Thinking Maps



**Use Thinking Maps to Think in Different Ways**

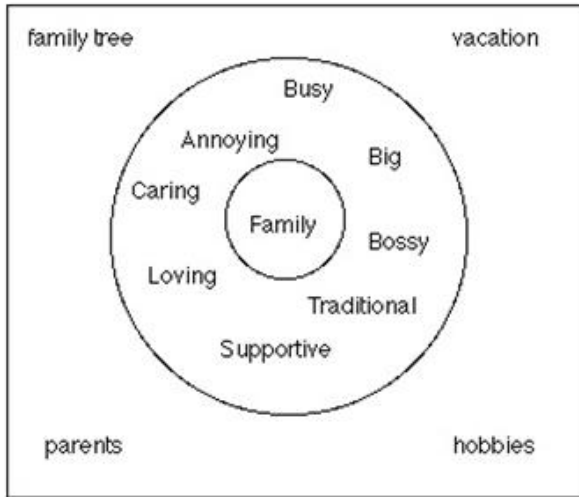
**Start mapping your thinking!**

Thinking Maps help you to make new knowledge.

Use Thinking Maps in the same way that, for example, a carpenter would use his or her his tools to make something new.

Thinking Maps can help you see how things fit together and how they are related.

Use Thinking Maps to help you to solve all sorts of problems and to understand new ideas.



### Circle Maps

Circle Maps help you to *define* things.

Circle Maps also help you to understand *how* you know things. In this case you know about families from family trees, the experience of vacations (box around the circles).



### Bubble Maps

What if you wanted to describe the qualities of dogs?

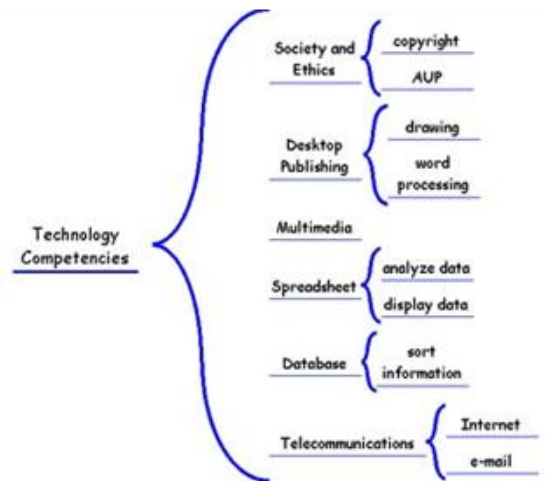
Use the Bubble Map for descriptions of qualities and characteristics.

**Measurement**

Time	Length	Weight/mass	Area	Volume	Temperature
analog	Kilometres (km)	Amount of matter an object has	Squares	Capacity	Celsius
Digital 24	Metres (m)	Weight is a measure of the pull of gravity on that mass	Triangles	Space an object occupies	Freezing = 0 degrees
hours	Centimetres (cm)		Circles	Litre (l) = 1,000 ml	Boiling = 100 degrees
	Millimetres (mm)	Kilograms (kg)	Irregular shapes		Room temperature = 21 degrees
		Grams (g)	Surface area	Cubic centimetres used for solids	Human body = 37 degrees

### Trees Maps

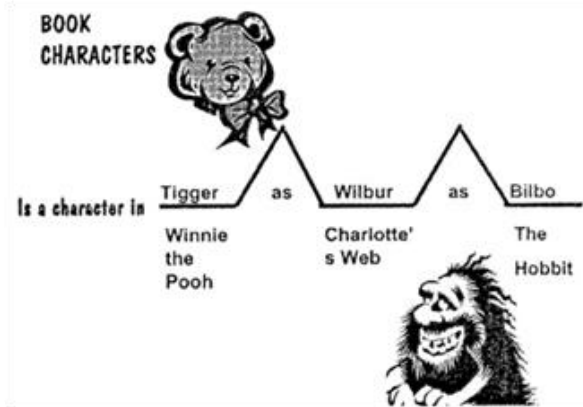
Tree Maps help you to classify. What if you wanted to examine and define the various types of measurements? The Tree Map can be used for classification.



### Brace Maps

Brace Maps help you to think about how big things are. In this case, ICT is made up of many parts (for example desktop publishing) and subparts (for example drawing and word processing).

A Brace Map is used to show the component parts of a whole thing.



### Bridge Maps

Bridge Maps help you to see how one thing is similar, or analogous, to another.

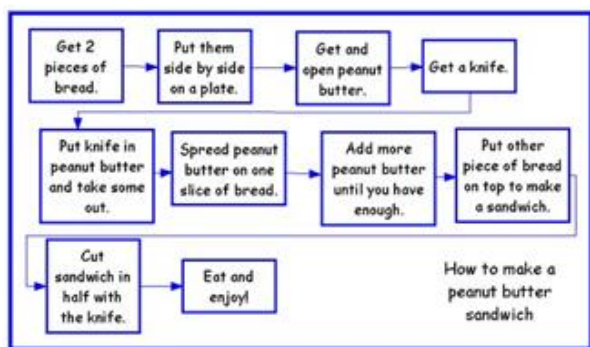
In this case Tigger is a character in *Winnie the Pooh* just as Wilbur is a character in *Charlotte's Web* and Bilbo is a character in *The Hobbit*.



### Double Bubble

Double Bubble Maps help you to map similarities and differences between things.

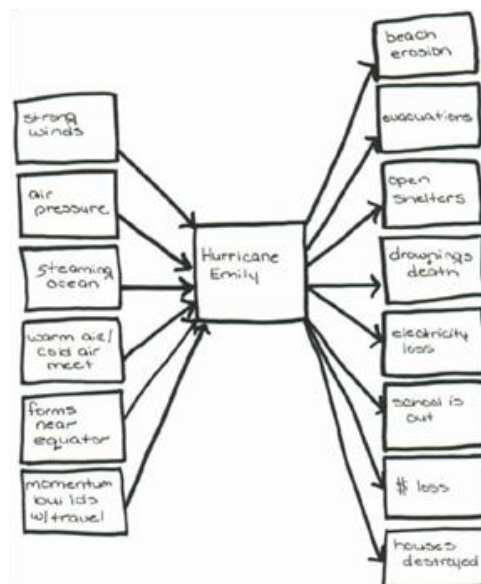
In this case the map is helping you to see the similarities and differences between a personal narrative and a story.



### Flow Maps

Flow Maps help you to sequence or put things in order. Flow Maps help you to establish the order in which have or should happen.

Any process that can be described by steps such as 1st, 2nd, & 3rd could benefit from this type of map.



### Multi-Flow

Multi Flow Maps help you to map causes (on the left) and effects (on the right) and to see connections.

The maps can also help you to make predictions.

# Lunch & Enrichment Rota

## Year 7 - Week A

	Monday	Tuesday	Wednesday	Thursday	Friday
1.10 - 1.40	Lunch	Lunch	Lunch	Lunch	Lunch
1.40 - 2.10	Mentoring	Mentoring	Enrichment	Mentoring	Assembly

## Year 7 - Week B

	Monday	Tuesday	Wednesday	Thursday	Friday
1.10 - 1.40	Lunch	Lunch	Lunch	Lunch	Lunch
1.40 - 2.10	Mentoring	Mentoring	Enrichment	Mentoring	Assembly

## Year 8 - Week A

	Monday	Tuesday	Wednesday	Thursday	Friday
1.10 - 1.40	Lunch	Lunch	Lunch	Lunch	Lunch
1.40 - 2.10	Enrichment	Mentoring	Assembly	Mentoring	Mentoring

## Year 8 - Week B

	Monday	Tuesday	Wednesday	Thursday	Friday
1.10 - 1.40	Lunch	Lunch	Lunch	Lunch	Lunch
1.40 - 2.10	Enrichment	Mentoring	Assembly	Mentoring	Mentoring

## Year 9 - Week A

	Monday	Tuesday	Wednesday	Thursday	Friday
1.10 - 1.40	Lunch	Lunch	Lunch	Lunch	Lunch
1.40 - 2.10	Assembly	Mentoring	Mentoring	Mentoring	Enrichment

## Year 9 - Week B

	Monday	Tuesday	Wednesday	Thursday	Friday
1.10 - 1.40	Lunch	Lunch	Lunch	Lunch	Lunch
1.40 - 2.10	Assembly	Mentoring	Mentoring	Mentoring	Enrichment

# Rewards

**Staff at The Ridgeway School want you to achieve, make progress and enjoy lessons.**

House points will be awarded for good class work or homework or sustained progress. House points will replace credits and will be recorded on Reports Manager by your Mentor/Tutor, in exactly the same way as before.

The following criteria will be used for rewarding students who obtain house points:

	Praise Postcard	Bronze Certificate	Silver Certificate	Gold Certificate	Platinum Certificate
KS3	15	30	50	100	150
KS4	10	20	30	50	80

- Praise postcards will be organised by the Mentor/Tutor.
- Bronze Certificates will be presented in a year group assembly and a letter sent home from the Assistant Learning coordinator KS3/KS4.
- Silver Certificates will be presented in a year group assembly and a letter sent home from the Learning Coordinator KS3/KS4.
- Gold Certificates will be presented in a year group assembly and a letter sent home from the Deputy Headteacher and Assistant Headteacher.
- Platinum Certificates will be presented in a year group assembly and a letter sent home from the Headteacher.

## **In Addition:**

- Subject Praise postcards can be sent home by a classroom teacher for a particularly pleasing piece of class work/progress/homework. This practice is encouraged.
- Departments or subject teams are asked to select a Student of The Term for each subject in each year group. Certificates are sent home to all winners and their names read out in year group assemblies.
- Annual presentation evening to celebrate effort and achievement.
- Competition between Houses will be encouraged in House Activities.

# House Point Record

1	2	3	4
5	6	7	8
9	10	11	12
13	14	15	16
17	18	19	20
21	22	23	24
25	26	27	28
29	30	BRONZE	
32	33	34	35
36	37	38	39
40	41	42	43
44	45	46	47
48	49	50	SILVER
51	52	53	54
55	56	57	58
59	60	61	62
63	64	65	66
67	68	69	70
71	72	73	74

75	76	77	78
79	80	81	82
83	84	85	86
87	88	89	90
91	92	93	94
95	96	97	98
99	100	GOLD	
102	103	104	105
106	107	108	109
110	111	112	113
114	115	116	117
118	119	120	121
122	123	124	125
126	127	128	129
130	131	132	133
134	135	136	137
138	139	140	141
142	143	144	145
146	147	148	149
150	PLATINUM		Please ensure that every house point awarded is dated, signed and subject identified.

# What to do if.....

Problem	Who and Where
I arrive late to school?	<b>After 8.45. Enter school through main reception, sign in and then go to your lesson.</b>
<i>I am being bullied?</i>	<i>Tell someone! Your mentor, a teacher, a friend.</i>
<b>I have a dental/medical appointment?</b>	<b>Bring a note signed by parents/carer. Sign out at reception when you leave and sign in when you return.</b>
<i>I have lost something?</i>	<i>Lost property will be kept at the Trip Office/ school Shop. Remember to label your belongings clearly.</i>
<b>I lose my Bus Pass?</b>	<b>You will need to ask Pastoral office for an application form for a new one at a cost of £3. The office will issue you with a temporary one in the meantime.</b>
<i>I need to request permission for holiday absence during term time.</i>	<i>Parents/carers need to write a letter requesting a holiday form which should be completed and returned to the Pastoral office. (Holidays during term time however, are discouraged as they disrupt learning and progress!)</i>
<b>I have forgotten to bring something to school?</b>	<b>Explain to your subject teacher either prior to, or at the start of the lesson.</b>
<i>I get something confiscated?</i>	<i>Ask the member of staff who has confiscated it when and where it can be collected, and what the conditions are.</i>
<b>I don't feel well?</b>	<b>Tell your teacher who may send you to the Pastoral office.</b>
<i>I am absent?</i>	<i>Get a parent/carer to phone the school on the first morning before 8.45 am. Bring a letter on your return. If possible, aim to catch up on missed work.</i>
<b>I take medication?</b>	<b>Leave all medication at the Pastoral office. Bring a letter from home to explain what the medication is for and when it needs to be taken.</b>

# Who Should I speak to if.....?

Our aim is to provide a positive and safe community but we accept that sometimes you may have a problem that you need help with. Below are some of the problems that crop up and who might be the best person to approach for help and support.

Nature of problem	Point of contact
Problem in a lesson  Unresolved problem in a lesson after consultation with the subject teacher	Subject teacher  Subject Team Leader
Problem in your mentor group  Unresolved problem in your mentor group	Mentor  Pastoral Support Mentor  KS4 – Mrs Barrow  KS3 – Mrs Oades
Problem with the buses  1. Students  2. Route, driver, passes.	Bus Prefect/Head of Year  Bus Company
Problem over uniform	Mentor  Trips office for new orders
If you feel threatened	Any member of staff but in particular your tutor/mentor or Pastoral Support Mentor  KS4 – Mrs Barrow  KS3 – Mrs Oades
If you have a medical concern	Appointments to see the School Nurse can be requested at the Pastoral Office

# Faculty Leaders contact Information

Faculty	Faculty Leader	Faculty Leader contact details
English	Mr R Piper	piperr@ridgeway.swindon.sch.uk
Maths	Mrs C Horton	hortonc@ridgeway.swindon.sch.uk
Science	Mrs E Travers	traverse@ridgeway.swindon.sch.uk
Business and ICT (including Economics, Sociology and Psychology)	Mrs L Dunne	dunnel@ridgeway.swindon.sch.uk
Design & Technology (including Construction, Food, Graphics, Health and Social Care, Production Design and Textiles)	Mrs P Lane	lanep@ridgeway.swindon.sch.uk
Humanities (including Geography, History, Religious Studies, Philosophy and Politics)	Mr A Lanigan	lanigana@ridgeway.swindon.sch.uk
Modern Foreign Languages	Mrs H Dixon	dixonh@ridgeway.swindon.sch.uk
Performing and Creative Arts (including art & design, drama and music)	Mrs S Hodge	hodes@ridgeway.swindon.sch.uk
Personal Development (including Careers, PSHE, Enterprise, WRL, Citizenship, Financial Awareness)	Mr E Sims	simse@ridgeway.swindon.sch.uk
Physical Education (including Sport, PE and Dance)	Mr A Hill	hilla@ridgeway.swindon.sch.uk